



Sustainable Events on the Sunshine Coast

Are you new to events or an experienced event manager looking to plan a sustainable event?

Sunshine Coast Council is committed to helping all events in the region to reduce their environmental impact while delivering a positive experience for attendees.


We understand that each event is unique but our plan is to create a starting point for everyone.

1 Know your waste

- **List the types of waste your event creates.** Take note of the specific waste items the event will generate. Include food and beverage packaging, food waste, or single-use items such as zip ties and tickets for example.
- **Learn about waste streams.** Find out how your waste can be sorted, for example general waste, recycling or composting.
- **Measure the volume of waste and establish a baseline.** Do a visual observation of how full the bins are at the end of the event, keep track of the data and use it for future planning.

2 Avoid single-use plastics*

- **Stop using unnecessary items.** Be brave and be bold. Stop using items such as straws, balloons, condiment packets and food containers.
- **Swap out single-use plastics.** Identify all the single-use plastics at your event and swap them for reusable or certified compostable alternatives that meet the AS4736 standard.



Tell everyone about your commitment to 'being green'

3 Spread the word

- **Encourage people to play their part.** Ask your vendors, staff, volunteers and attendees to adopt your sustainability initiatives.
- **Establish a network of volunteers.** Use waste warriors to monitor the waste and help guide event goers to use the right bins.
- **Let everyone know what you're doing.** Get people on board beforehand, place signage throughout your event and then share a good news story in the media or on social media.

Create excitement in advance of your event using wording such as:
Our event is plastic free! Water refill station available! BYO coffee cups and water bottles. Proudly supporting local farmers.















We can help you

Council continues to work with the local event community to deliver even more sustainable events on the Sunshine Coast. Keep an eye out for our resources including an interactive guide and toolkit. To be notified of this resource or should you have a question about sustainable events, email sustainability@sunshinecoast.qld.gov.au

* Sunshine Coast Council is committed to phasing out single-use plastics. It will phase out single-use plastics at all council run and supported events and activities on council managed lands (held under permit).

Sunshine Coast Council encourages you to reduce single-use plastics in your food and beverage service.

First choice is reusable, if not an option choose an alternative below. Compostable items need to be certified as AS4736, the standard for commercial composting*.

Swap out	Take action	Try these
 <p>Plastic cutlery</p>	<ul style="list-style-type: none"> Switch to certified compostable cutlery such as responsibly sourced wood or bamboo. 	 <p>Bamboo or wood cutlery</p>
 <p>Paper coffee cups (with plastic lining)</p>	<ul style="list-style-type: none"> Switch to certified compostable (hot or cold) cups with a thin waxed or biodegradable (PLA) lining. Reward customers with a discount who bring their own cup. 	 <p>Compostable cups</p>
 <p>Plastic straws</p>	<ul style="list-style-type: none"> Provide paper, pasta or bamboo straws at your point of sale. Reduce straws by only providing on request. 	 <p>Paper, pasta or bamboo straws</p>
 <p>Single serve condiments</p>	<ul style="list-style-type: none"> Use large containers, pump packs or bottles. 	 <p>Large containers</p>
 <p>Plastic and polystyrene plates</p>	<ul style="list-style-type: none"> Switch to certified compostable plates, containers and trays, such as responsibly sourced paper, bamboo or sugarcane. 	 <p>Compostable plates, containers or trays</p>
 <p>Plastic bags</p>	<ul style="list-style-type: none"> Provide boxes, paper bags or reusable bags for free or at a small cost. 	 <p>Paper bag, reusable bag or box</p>
 <p>Balloons and merchandise</p>	<ul style="list-style-type: none"> Carefully select giveaways and merchandise that are not single-use plastic items. Support locally produced products and experiences. 	 <p>Vouchers or local products</p>

* Compostable items need to be certified as AS4736 (the standard for commercial composting) and collected in a separate compost bin.

Sourcing alternative products

There are a range of local distributors on the Sunshine Coast if you search *compostable packaging*.

Earthborn is the only known commercial composter available on the Sunshine Coast that can process compostable packaging.

Need more information?

Visit council's website where you will find more Sustainable Events Planning tools and resources.